

## How are grades converted to a weighted GPA?


The difficulty, or rigor of a course determines its weight. General education courses are Tier 3 courses. More difficult courses, such as PAP, are Tier 2 courses and carry a higher weight. The most rigorous courses, such as AP and DC, are Tier 1 courses and carry the highest weight. Tier 1 courses and carry the highest weight. Let's look at three students. Remember, the rigor of the course is shown through the course code and tier:

Student	Course/Course Code	Grade	Grade Conversion	Weighted GPA
Student A	US Hist/HS3000Y1	83	3.15 Tier 3	3.15
	Chemistry AP/HC45GPY1	78	3.8 Tier 1	3.8
	Eng 3/HE3000Y1	98	3.9 Tier 3	3.9
	Span 4 AP/ HF440PY1	83	4.15 Tier 1	4.15
				15/4 = 3.75 GPA
Student B	US Hist/HS3000Y1	83	3.15 Tier 3	3.15
	Chem PAP/HC20GQY1	78	3.3 Tier 2	3.3
	Eng 3/HE3000Y1	98	3.9 Tier 3	3.9
	Span 2 SL/ HF2210Y1	83	3.15 Tier 3	3.15
				13.5/4 = 3.375 GPA
Student C	US Hist/HS3000Y1	83	3.15 Tier 3	3.15
	Chemistry HC2000Y1	78	2.8 Tier 3	2.8
	Eng 3/HE3000VY1	98	3.9 Tier 3	3.9
	Span 2 SL/ HF2210Y1	83	3.15 Tier 3	3.15
				13/4 = 3.25 GPA

**WEIGHTED GRADE SYSTEM  
TIER RANKING AND GRADE CONVERSION CHART**

LETTER GRADE	NUMERICAL GRADE	ADV COURSE (IB/AP/DC) GPA	ADV COURSE (GT/IS/IBP/PAP) GPA	REGULAR COURSE GPA
	100	Tier 1 5.00	Tier 2 4.50	Tier 3 4.00
A+	99	4.95	4.45	3.95
	98	4.90	4.40	3.90
	97	4.85	4.35	3.85
	96	4.80	4.30	3.80
A	95	4.75	4.25	3.75
	94	4.70	4.20	3.70
	93	4.65	4.15	3.65
	92	4.60	4.10	3.60
A-	91	4.55	4.05	3.55
	90	4.50	4.00	3.50
	89	4.45	3.95	3.45
B+	88	4.40	3.90	3.40
	87	4.35	3.85	3.35
	86	4.30	3.80	3.30
B	85	4.25	3.75	3.25
	84	4.20	3.70	3.20
	83	4.15	3.65	3.15
B-	82	4.10	3.60	3.10
	81	4.05	3.55	3.05
	80	4.00	3.50	3.00
C+	79	3.90	3.40	2.90
	78	3.80	3.30	2.80
C	77	3.70	3.20	2.70
	76	3.60	3.10	2.60
C-	75	3.50	3.00	2.50

## EPISD Academic Achievement Class Ranking

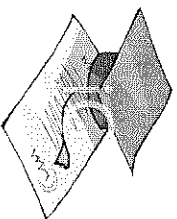


### What is GPA?

GPA is a student's Grade Point Average. It is used to determine class rank. A student's GPA does not appear on his/her report card. GPA is only used to calculate class rank and appears on the student's transcript.

### What is a weighted GPA?

A weighted GPA allows a student to pass people in class rank by taking more rigorous classes than others may be taking. *See back example*

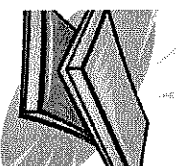


### What is the Honor Group?

The top ten percent of the class membership shall comprise the honor group.

### What is the High Honor Group?

The top two percent of this membership shall comprise the high honor group for local recognition at spring commencement.



### What is Class Rank?

Class rank is a measure of how a student's performance compares to other students in his/her class. Class ranking is based on the grades and the types of high school courses a student has taken.

### When did weighted GPAs take affect in EPISD?

Students who were Freshmen for the 2013-2014 school year. All students entering high school in the following years, will have their GPAs calculated a weighted tier.

### What are the Valedictorian and Salutatorian Honors?

The student with the highest GPA of the Senior (12th) class membership receives Valedictorian Honors. The student with the second highest GPA of the Senior (12th) class membership receives Salutatorian Honors.

